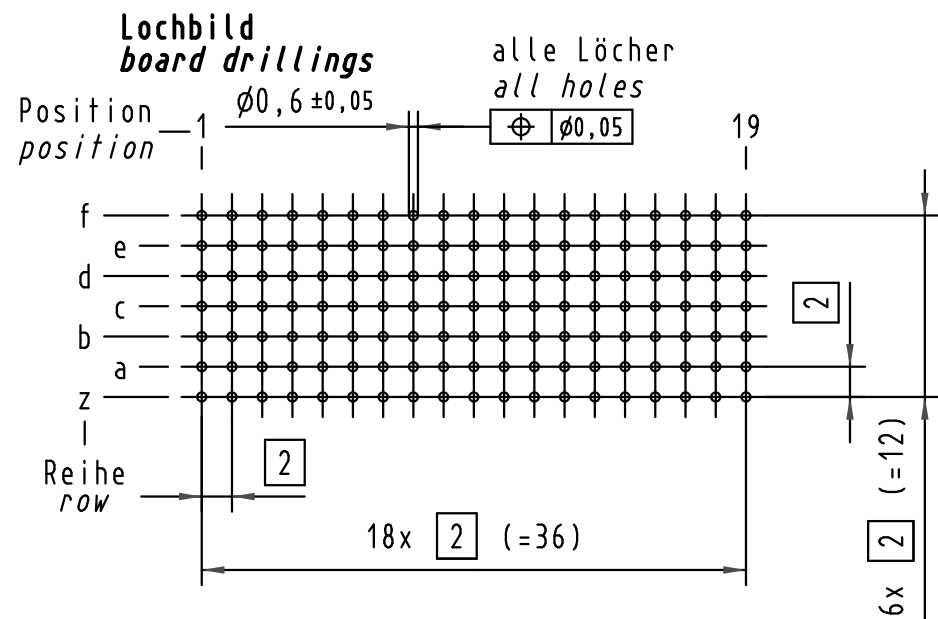
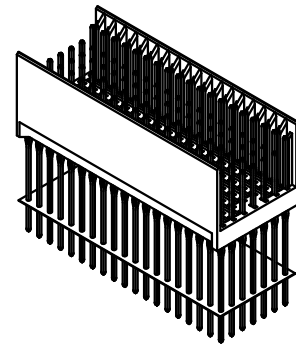
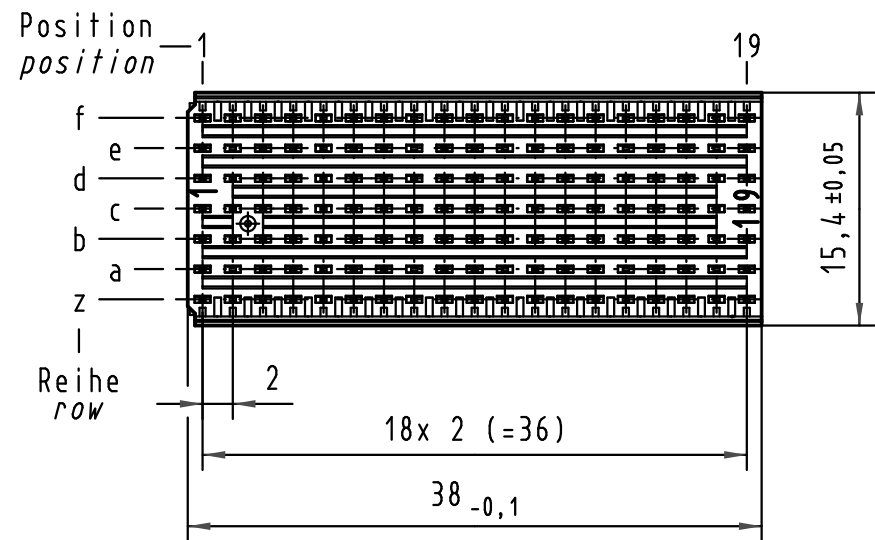
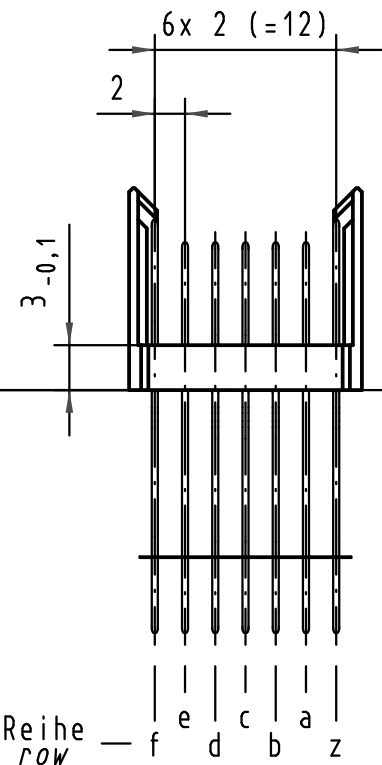
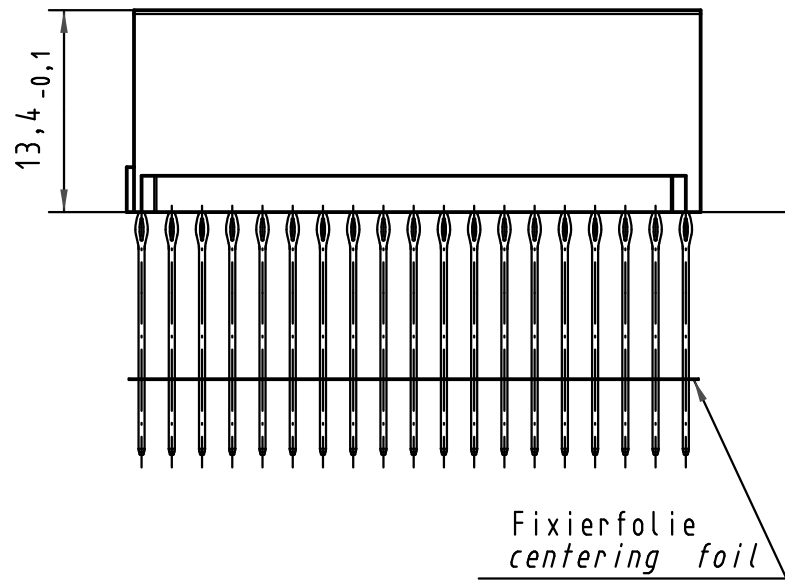


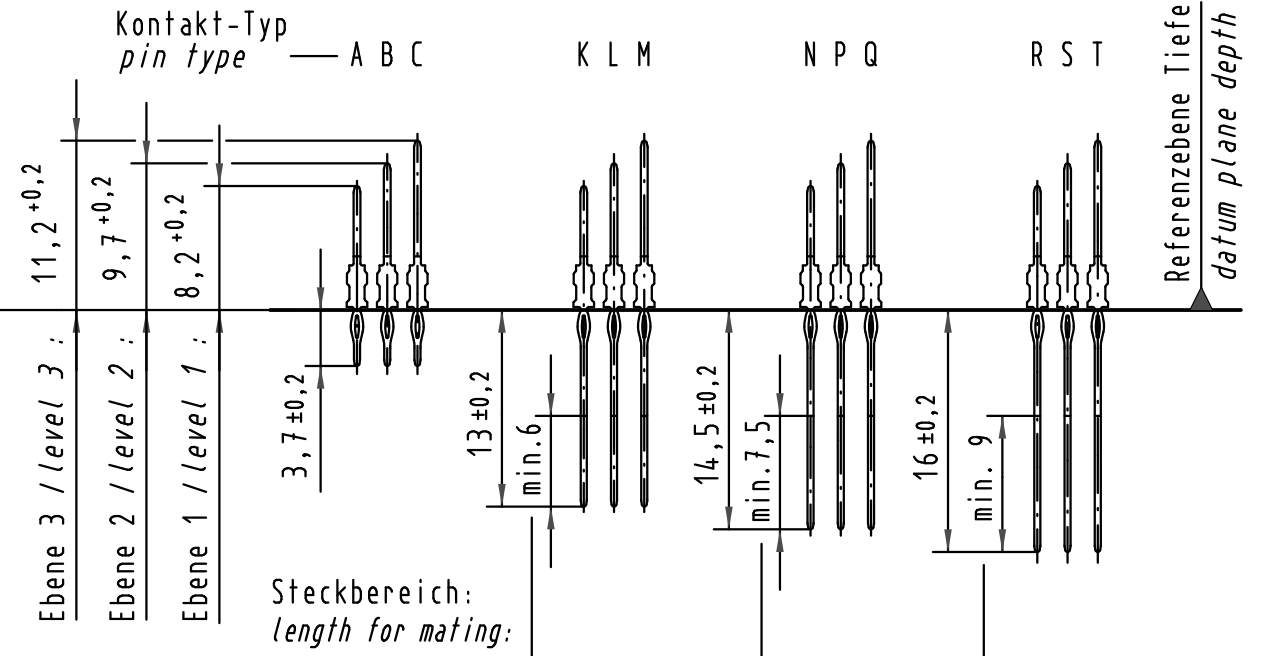
Alle Rechte vorbehalten/ All rights reserved



Bohrlochdurchmesser: $\phi 0,7 \pm 0,02$
 Lochdurchmesser (mit Oberfläche): $\phi 0,6 \pm 0,05$
 drill hole dia.: $\phi 0,7 \pm 0,02$
 finished hole dia. (after plating): $\phi 0,6 \pm 0,05$

Kontakt-Maße
contact dimensions

(Längen der Steck- und Anschlußseite gelten für eingepreßte Steckverbinder)
 (mating and termination length of contacts apply to pressed in connectors)



Kontaktbelegung
contact loading

| | | | | | | | | | | | | | | | | | | | |
|---|---|---|---|---|---|----|----|----|----|----|---|---|---|---|----|----|----|----|----|
| f | T | T | T | T | T | T | T | T | T | T | T | T | T | T | T | T | T | T | T |
| e | S | S | S | S | S | S | S | S | S | S | S | S | S | S | S | S | S | S | S |
| d | S | S | S | S | S | S | S | S | S | S | S | S | S | S | S | S | S | S | S |
| c | S | S | S | S | S | S | S | S | S | S | S | S | S | S | S | S | S | S | S |
| b | S | S | S | S | S | S | S | S | S | S | S | S | S | S | S | S | S | S | S |
| a | S | S | S | S | S | S | S | S | S | S | S | S | S | S | S | S | S | S | S |
| z | T | T | T | T | T | T | T | T | T | T | T | T | T | T | T | T | T | T | T |
| | 1 | 3 | 5 | 7 | 9 | 11 | 13 | 15 | 17 | 19 | 2 | 4 | 6 | 8 | 10 | 12 | 14 | 16 | 18 |

| | | |
|-------------------------|---|--|
| 17 05 133 4603 | - | min. 0,127µm Au over min. 0,635µm (25µin) PdNi over min. 1,27µm (50µin) Ni |
| 17 05 133 2603 | 2 | Au flash over PdNi over Ni |
| 17 05 133 1603 | 1 | Au flash over PdNi over Ni |
| Bestell-Nr. part-no. | Anforderungsstufe nach IEC performance level acc. to IEC | Kontaktoberfläche contact plating |

| | | | | | | | | |
|---|----------|------|-----------------------------------|--------------|---------------|--|------------|--|
| All Dimensions in mm Original Size DIN A 3 | | | Techn. Character. | | | Nicht tolerierte Maß/Free size tolerances IEC 61076-4-101 | | |
| | | | Dat. | Name | Maßstab/Scale | har-bus HM Messerleiste Typ B-19 133pol., Anschlußlänge 16mm har-bus HM male connector type B-19 133pol., termination length 16mm | | |
| | | | Detail. | 31.08.99 HL. | 2:1 | | | |
| | | | Insp. | 31.08.99 Pa. | | | | |
| | | | Stand. | | | | | |
| 34337 | 22.05.07 | Cl a | HARTING Electronics GmbH & Co. KG | | | TB 17 05 133 x603 | Blatt/page | |
| 29392 | 16.03.01 | Rie. | D-32339 ESPELKAMP | | | | | |
| 26818 | | | | | | | | |
| Mod. | Dat. | Name | | | | Sub. | | |